



4-5 YEARS | WEEK 03

Art - Drawing 2

1. Colour by number 1

2. Colour by Objects

3. Colour the shapes

4. Colour by number 2

5. Memory game - Shadow Matching

6. Do as directed - Colour Trace Draw

7. Shade the insects

8. Draw a fish

9. Draw missing parts

10. Identify and color

11. Draw and color - Ladybug

12. Colour by number 3

13. Fish grid drawing

14. Draw - Ice Cream

15. Can you draw lines - Zebra

16. Introducing Bill

17. Introducing Bill's horse

18. Draw a rat face

19. Draw a giraffe face

20. Draw an elephant face



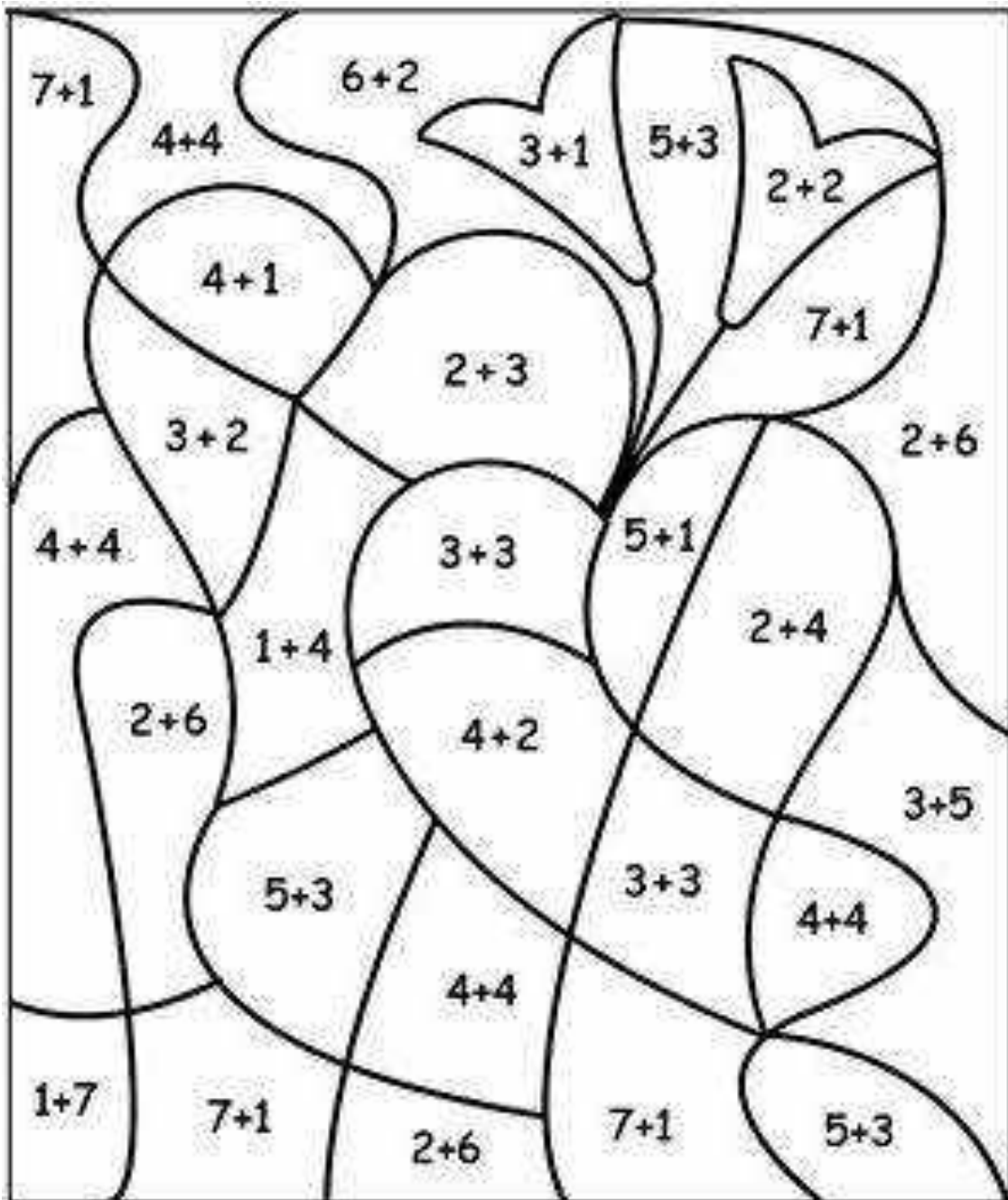
Hello children! I am Kalia.
My friends and I will be your fun-learning partners for
the HOBBIES AND INTERESTS series!



Colours: Colour by number

Add the numbers written and colour the picture. Colour using the following

4 - purple, 5 - pink, 6 - red, 8 - yellow






Colour



Colour the objects: apples – red, tree – green, squirrel – brown, lady bugs – red.



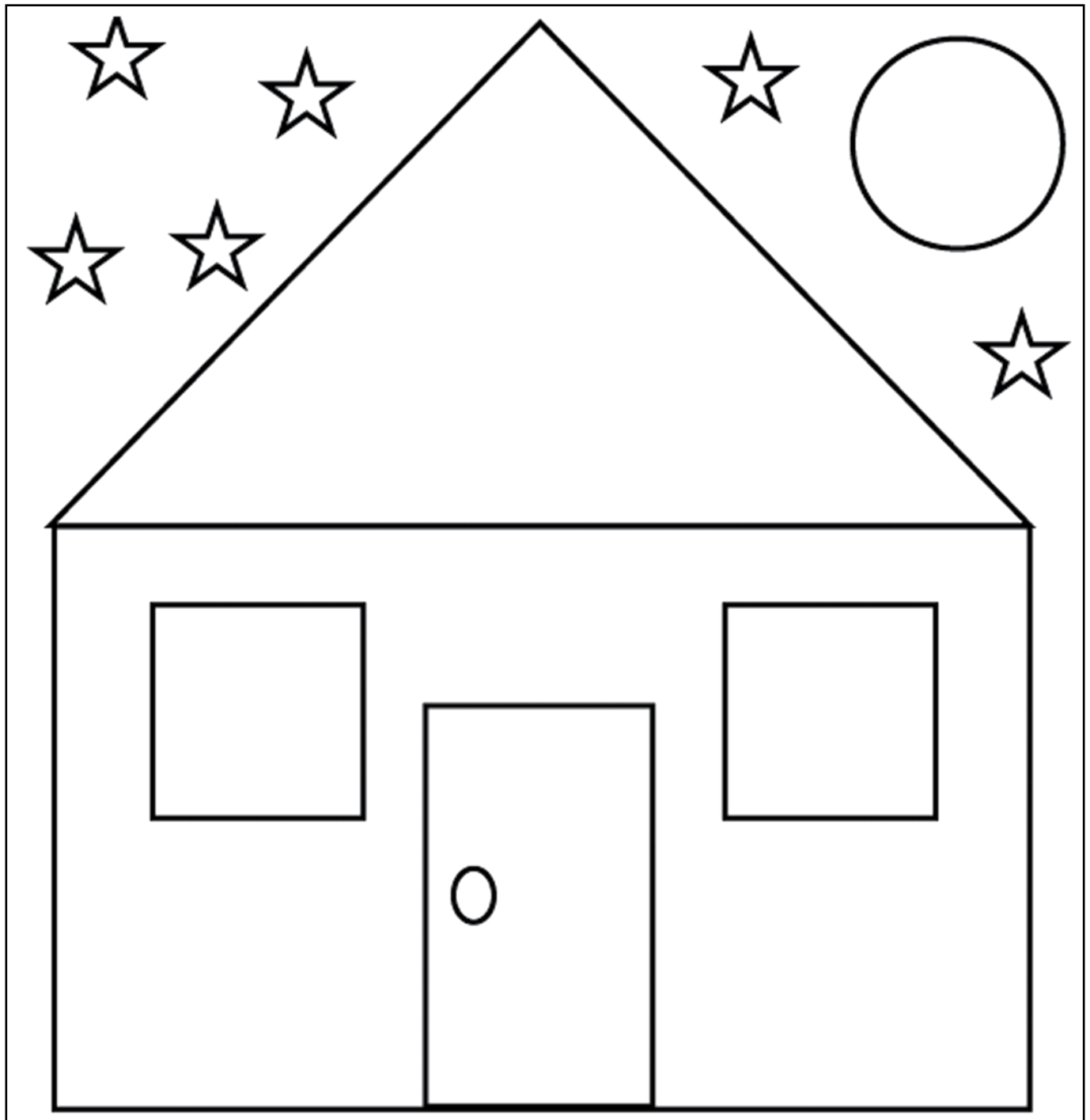


Colour the shapes



Colour the shapes using the colours given below.

circle – orange, triangle – black, star – yellow, square – pink,
oval – green, rectangle – brown.





Colour



Look at the pictures below.

Colour the chicks as follows:


1 - green

4 - blue

2 - red

5 - orange

3 - brown


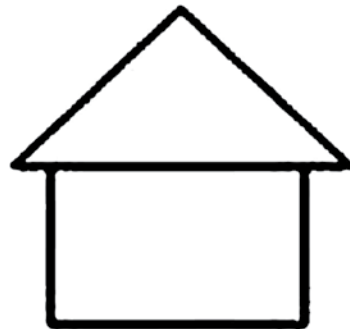




Memory game



First observe the left side pictures carefully. Now fold the paper at the given mark given and complete the drawing on the right side.



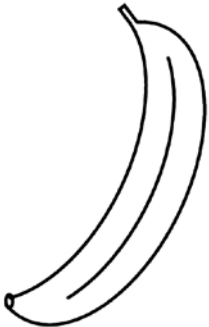


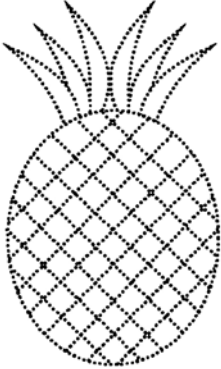






Do as directed



Follow the instructions given on the top of the table and do accordingly.

Colour	Trace	Draw
		
		
		
		



Shade the insects



Observe the image given below and colour the insects.



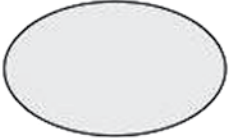


Draw

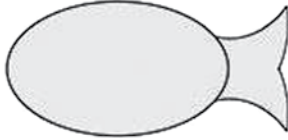


Follow the steps and draw a fish in the space given below.

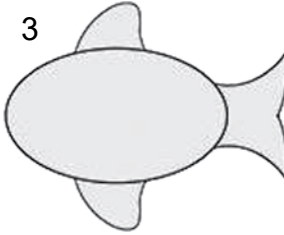
1



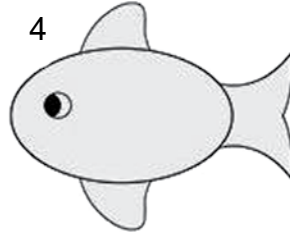
2




3




4





5



6



7


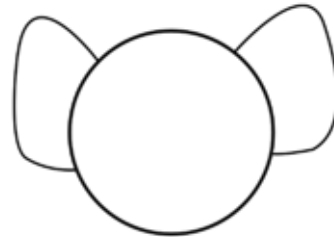





Draw



Help Mini and Guddu draw the missing parts and color the pictures.






Identify and color



Help Mini and Guddu fill in the colors according to the numbers given here. Color code: 1 = brown, 2 = orange, 3 = blue, 4 = yellow, 5 = green.






Draw and color

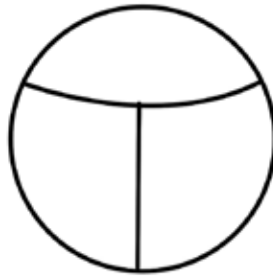


Can you draw step by step as shown in the diagram and color.

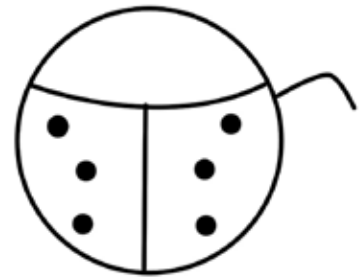
Step 1



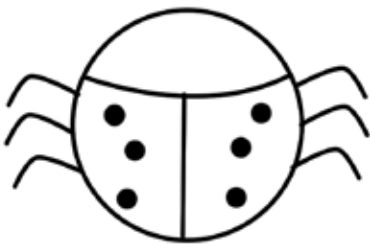
Step 2




Step 3



Step 4



Step 5






Color



Fill and color by number.

1 = green, 2 = yellow, 3 = orange, 4 = red, 5 = brown


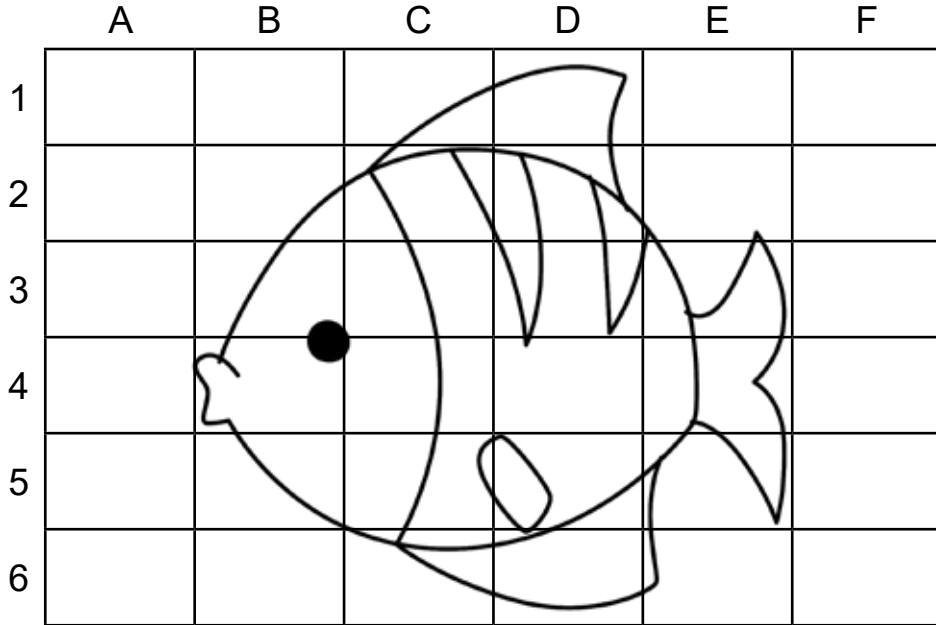




Fish grid drawing



Draw the picture of the fish in the grid given below.


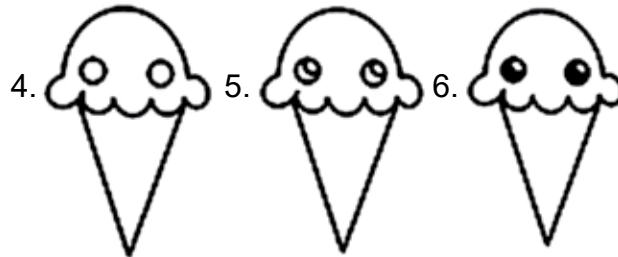





Draw



Step by step ice-cream drawing is given. Follow as it is shown and draw in the space given below.






Can you draw lines



Can you help Mini and Guddu draw the stripes on this zebra.



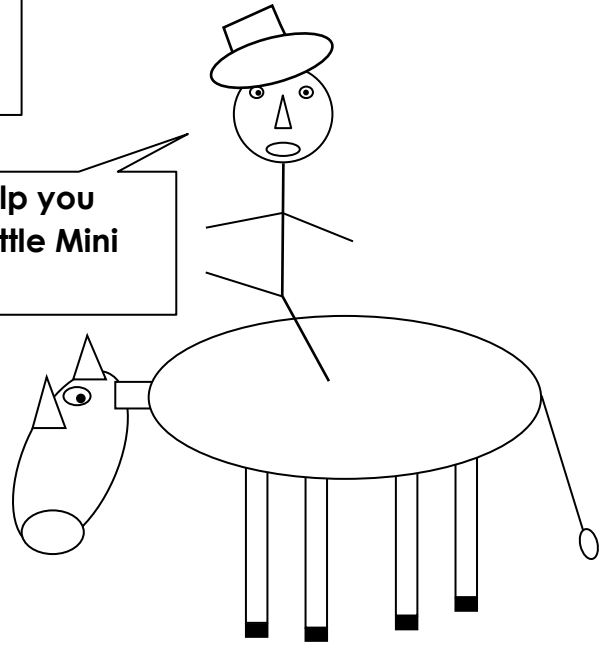


Introducing Bill



Hello children I am Bheem and this is my friend Bill the cowboy.

Bheem and his friends will help you and me have lot of fun with little Mini and her family.



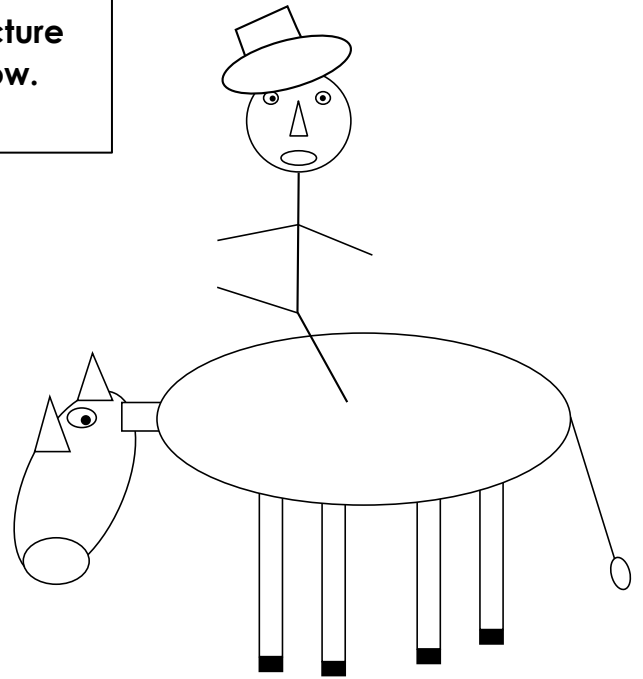
Draw the face of Bill the cowboy in the space given below.



Introducing Bill's horse



Did you like Bill's horse? Draw the picture of Bill's horse in the space given below.



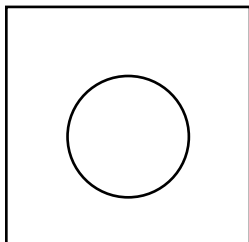


Draw a rat face

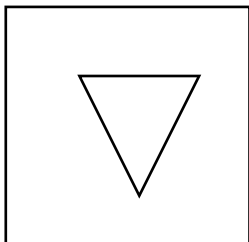


Draw a rat face using the given steps.

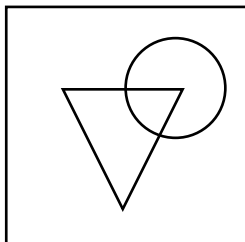
Step 1:



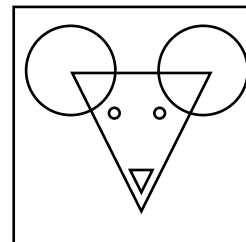
Step 2:



Step 3:



Step 4:



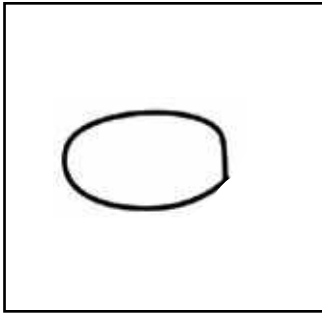


Draw a giraffe face

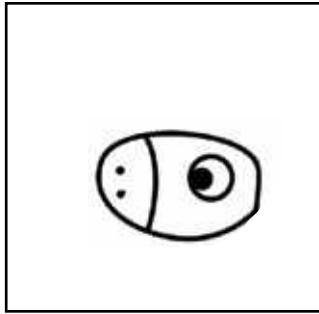


Draw a giraffe face by using below given steps.


Step 1:



Step 2:



Step 3:



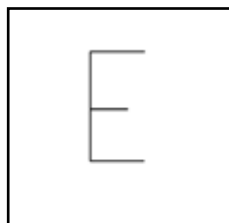


Draw an elephant face

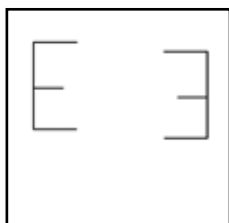


Draw an elephant face by using below given steps.

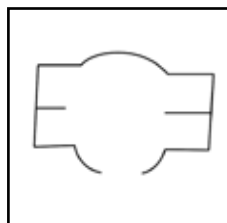
Step 1:



Step 2:



Step 3:



Step 4:

