



5-6 YEARS | WEEK 02

Science - Science 1

1. Cut and Paste - Parts of the Flower

2. Cut and Paste - What does a tree need

3. Write - Plants needs

4. Match - Edible Parts of Plant

5. Colouring - Uses of Plants

6. Match - Spices

7. Circle - Protecting Plants

8. Habitats - Types of Habitats

9. Habitats - Land or Water

10. Habitats - Plants

11. Habitats - Desert

12. Identify and Colour - Flowers

13. Choose and Colour - Modes of Transport

14. Pick and Tick - Air Transport

15. Choose and Tick - Ground Transport

16. Pick and Tick - Water Transport

17. Cut and Paste - Transport

18. Pick and Tick - Vehicle Names

19. Match - Transport

20. Identify and Circle - Odd man out




Cut and Paste



Help Raju name the parts of the flower.

Now cut the labels and paste them in correct order in the given space on the left side.






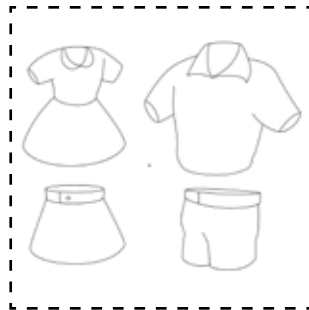
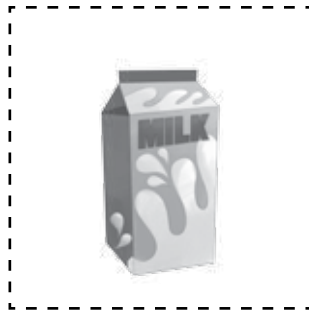

stem
roots
leaves
flower



Cut and Paste



Cut and paste the pictures of things that a tree needs to grow in the boxes around the tree. Also write their names below the pasted pictures.



soil

water

sun













Hello children! I am Bheem.
My friends and I will be your fun-learning partners
for the SCIENCE series!



Plants: Plant's needs

Using the keywords write all the things plant need to grow.



keywords
sun air soil water

Access 12,000+ expert-designed worksheets

Subscribe Now!

[Explore all Science worksheets](#)