



6-7 YEARS | WEEK 10

Technology - Coding Programs & Pixel Art

1. Coding & me

2. Crack the code - ASCII

3. Crack the code - Shift key

4. Unplugged coding

5. Unplugged coding

6. Unplugged coding

7. Unplugged coding

8. Pixel art

9. Coding - Pixel art

10. Coding - Pixel art

11. Coding - Pixel art

12. Coding - Pixel art

13. Coding - Pixel art

14. Coding - Pixel art

15. Pixel art - Kangaroo

16. Unplugged coding

17. Debugging the route

18. Debugging the route

19. Debugging the route

20. Debugging the route



CODING & ME

Let's Code your NAME! Pick up your favorite two colors, color blocks with digit 1 as Color 1 and 0 as Color 2. Write your name below and code your name with respective Alphabet Code. N1 stands for first alphabet of your name and so on...

1	0	0	0	0	0	1	A
---	---	---	---	---	---	---	---

1	0	0	1	1	1	0	N
---	---	---	---	---	---	---	---

1	0	0	0	0	1	0	B
---	---	---	---	---	---	---	---

1	0	0	1	1	1	1	O
---	---	---	---	---	---	---	---

1	0	0	0	0	1	1	C
---	---	---	---	---	---	---	---

1	0	1	0	0	0	0	P
---	---	---	---	---	---	---	---

1	0	0	0	1	0	0	D
---	---	---	---	---	---	---	---

1	0	1	0	0	0	1	Q
---	---	---	---	---	---	---	---

1	0	0	0	1	0	1	E
---	---	---	---	---	---	---	---

1	0	1	0	0	1	0	R
---	---	---	---	---	---	---	---

1	0	0	0	1	1	0	F
---	---	---	---	---	---	---	---

1	0	1	0	0	1	1	S
---	---	---	---	---	---	---	---

1	0	0	0	1	1	1	G
---	---	---	---	---	---	---	---

1	0	1	0	1	0	0	T
---	---	---	---	---	---	---	---

1	0	0	1	0	0	0	H
---	---	---	---	---	---	---	---

1	0	1	0	1	0	1	U
---	---	---	---	---	---	---	---

1	0	0	1	0	0	1	I
---	---	---	---	---	---	---	---

1	0	1	0	1	1	0	V
---	---	---	---	---	---	---	---

1	0	0	1	0	1	0	J
---	---	---	---	---	---	---	---

1	0	1	0	1	1	1	W
---	---	---	---	---	---	---	---

1	0	0	1	0	1	1	K
---	---	---	---	---	---	---	---

1	0	1	1	0	0	0	X
---	---	---	---	---	---	---	---

1	0	0	1	1	0	0	L
---	---	---	---	---	---	---	---

1	0	1	1	0	0	1	Y
---	---	---	---	---	---	---	---

1	0	0	1	1	0	1	M
---	---	---	---	---	---	---	---

1	0	1	1	0	1	0	Z
---	---	---	---	---	---	---	---

							N1
							N2
							N3
							N4
							N5
							N6
							N7
							N8



							N9
							N10
							N11
							N12
							N13
							N14
							N15
							N16

CRACK THE CODE - ASCII




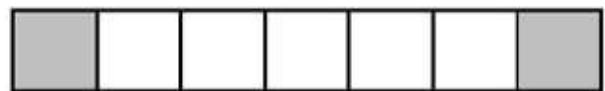
Refer to Day-1 ASCII code you created and decode these secret messages !

On the bus, !



DECODED MESSAGE

Out the door, !



DECODED MESSAGE

CRACK THE CODE - SHIFT KEY



Put thinking caps on and decode following message. Hint : there is mix of both shift keys (Forward and Backward)

H		K	D	Z	Q	M
---	--	---	---	---	---	---

--	--	--	--	--	--	--

S	N		B	N	C	D
---	---	--	---	---	---	---

--	--	--	--	--	--	--

C	D	B	N	C	D	!
---	---	---	---	---	---	---

						!
--	--	--	--	--	--	---

G	T	Q	Q	Z	X	!
---	---	---	---	---	---	---

						!
--	--	--	--	--	--	---

Access 12,000+ expert-designed worksheets

Subscribe Now!

[Explore all Technology worksheets](#)