CUT, COLOR, & FOLD CARD - 1

LEVEL: MEDIUM
ESTIMATED TIME: 30 MINUTES

Tied with love,
sealed with care,
a Rakhi for you,
my brother dear.

FOLD HERE

CUT THE DOTTED AREA

CUT, COLOR, & FOLD CARD - 2

LEVEL: MEDIUM
ESTIMATED TIME: 30 MINUTES

A thread of love
ties us together.
Happy Rakhi sister!



FOLD HERE

CUT THE DOTTED AREA

CUT, COLOR, & FOLD CARD - 3

LEVEL: MEDIUM
ESTIMATED TIME: 30 MINUTES

A knot of protection,
a tie of affection,
and a bond of pure love.

FOLD HERE

CUT THE DOTTED AREA

CUT, COLOR, & FOLD CARD - 4

LEVEL: MEDIUM
ESTIMATED TIME: 30 MINUTES

Let's celebrate the ties of love. Happy Rakhi!

FOLD HERE

CUT THE DOTTED AREA

CUT, COLOR, & FOLD CARD - 5

LEVEL: MEDIUM
ESTIMATED TIME: 30 MINUTES

Love, laughter, and Rakhi cheer!





FOLD HERE

CUT THE DOTTED AREA

CUT, COLOR, & FOLD CARD - 6

LEVEL: MEDIUM
ESTIMATED TIME: 30 MINUTES

You make life brighter.
Happy Rakhi!



FOLD HERE

CUT THE DOTTED AREA

MAKE YOUR OWN RAKHI - 1

LEVEL: MEDIUM
ESTIMATED TIME: 30 MINUTES









Instruction
Step 1: Print this printable
Step 2: Cut the Rakhi along the dotted lines
Step 3: Punch small holes at each end of the Rakhi
Step 4: Add a colorful thread or yarn and pass it through the holes
Ta-da! Your rakhi is ready!

MAKE YOUR OWN RAKHI - 2

LEVEL: MEDIUM
ESTIMATED TIME: 30 MINUTES









Instruction
Step 1: Print this printable
Step 2: Cut the Rakhi along the dotted lines
Step 3: Punch small holes at each end of the Rakhi
Step 4: Add a colorful thread or yarn and pass it through the holes
Ta-da! Your rakhi is ready!