



5-6 YEARS | WEEK 31

Financial Literacy - Money

1. Money - Currencies

2. Money - Coin Sorting

3. Money - Value

4. Money - Notes

5. Money - Design Your Currency

6. Money - Identify Fake Note

7. Money - Coin Rubbing

8. Money - Count The Coins

9. Money - I Spy

10. Money - Match The Value

11. Origami - Wallet

12. Money - Things I Can Buy

13. Money - Piggy Bank

14. Money - Count The Change

15. Money - What Can I Buy?

16. Money - Indian Rupee

17. Money - Complete The Image

18. Money - Old Coins

19. Piggy Bank - Count The Amount

20. Coins - Sorting



Hello children! I am Bheem
My friends and I will be your fun-learning partners for
the FINANCIAL LITERACY series!



Money: Currencies


Different countries in the world use different types of notes and coins. Match the coins to the matching symbols.



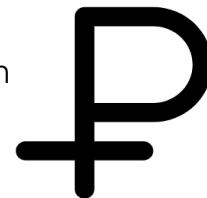
The Indian
rupee



The
European
euro



The Russian
ruble



The US dollar



The UK
pound
sterling









Hello children! I am Bheem.
My friends and I will be your fun-learning partners for
the FINANCIAL LITERACY series!



Money: Coin sorting

With the help of an adult, cut the Indian coins given below along the dotted lines. Paste them in the rows with the matching coin.





Hello children! I am Bheem.
My friends and I will be your fun-learning partners for
the FINANCIAL LITERACY series!



Money: Value

Numbers on the coins tell the value of the coins. Colour the coin with biggest value with yellow colour and the coin with smallest value, with grey.



Access 12,000+ expert-designed worksheets

Subscribe Now!

[Explore all Financial Literacy worksheets](#)