



6-7 YEARS | WEEK 17

Technology - Computers

1. Name the computer part

2. Name the computer part

3. Name the computer part

4. Name the computer part

5. "Yes" or "no"

6. Unscramble and complete

7. Characteristics of a computer

8. Types of computers

9. Draw a computer

10. Computer at home

11. Technology - Computers and Internet

12. Technology - Computers and Internet

13. Computers - Storage devices

14. Technology - Computers and Internet

15. Computers - Components

16. Choose and circle

17. Choose and circle

18. Identify the non-uses of computer

19. Bad posture


20. Match - Keys to functions




Name the computer part




Mini and Bholu are playing a game. Mini has given a clue about a part of computer and Bholu has to name the part of the computer. Help Bholu by writing the name of the part of computer in the dialogue box.



This part of computer has the name of an animal.





Help box:

monitor mouse CPU keyboard








Name the computer part



Bholu has given a clue about a part of a computer. Help Mini name the part of computer by writing the name of the part of computer in the dialogue box.



It is the brain of a computer



Help box:
monitor mouse CPU keyboard









Name the computer part




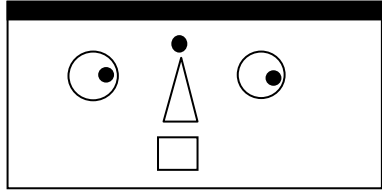


After sometime, Mini's other friends also joined the game. Sam has given a clue about a part of computer. Kartar, Sally, Rahman and Bholu have to write the name of the part of computer in their notebooks. Mini has to find out who has written the correct name of the part of computer. Help Mini by putting a tick (✓) mark on the picture of the person who has written the correct name of the part of computer. Also write the name of the computer part in the space given below.



This part of computer looks like a TV





Access 12,000+ expert-designed worksheets

Subscribe Now!

[Explore all Technology worksheets](#)