



3-4 YEARS | WEEK 02

Science - Everyday Things

1. Choose and Pick - Vegetables, Fruits, Flowers

2. Match - Tools

3. Measurements: It is?

4. Materials: Types of materials

5. Materials: How does it feel?

6. Materials: What is it made of?

7. Materials: Foil collage

8. Materials: Wood

9. Match - Toys to Pictures

10. Match - Clothes to Body Parts

11. Hobbies

12. Safety at home

13. Safety while playing

14. Cut and paste - Living and Non living

15. Pick and color - Hot and Cold

16. Pick and color - Beach Bag

17. Choose and color - Inside and Outside

18. Choose and color - Top and Bottom

19. Cut and paste - Size

20. Color and Circle - Heavy and Light



Choose and Pick




Help Raju name the pictures. Now help him do as follows:

Put a tick mark on the picture of vegetables.

Put a cross mark on the picture of fruits.

Circle the picture of flowers.







Hello children! I am Raju.
My friends and I will be your fun-learning partners for
the ENGINEERING series!



Tools: Screwdriver

Match the screw to the tool that you would use to tighten it.



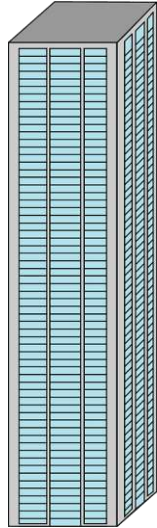


Hello children! I am Kalia.
My friends and I will be your fun-learning partners for
the ENGINEERING series!

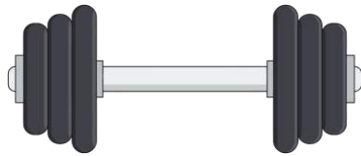


Measurements: It is?


With the help of an adult, cut out the words given below along the dotted lines. Stick them at appropriate places to complete the sentences.



The building is



The dumbbell is



The snake is

long

tall

heavy



Hello children! I am Raju.
My friends and I will be your fun-learning partners for
the ENGINEERING series!



Materials: Types of materials

Match the materials to their names.




glass



paper



wood



metal



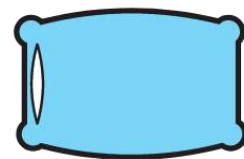
Hello children! I am Raju.
My friends and I will be your fun-learning partners for
the ENGINEERING series!



Materials: How does it feel?

With the help of an adult, cut out the images given below along the dotted lines. Stick them in the correct column.

hard	soft

















Hello children! I am Raju.
My friends and I will be your fun-learning partners for
the ENGINEERING series!



Materials: What is it made of?

Cross the objects that are not made up of the given material, in each row.

 	plastic	 
 	metal	 
 	paper	 




Hello children! I am Raju.
My friends and I will be your fun-learning partners for
the ENGINEERING series!



Materials: Foil collage

Request an adult to give you a piece of aluminium foil. Tear it in small pieces. Stick the pieces in the heart given below, with the help of glue.




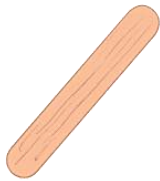


Hello children! I am Raju.
My friends and I will be your fun-learning partners for
the ENGINEERING series!



Materials: Wood

Circle all the things made up of wood.





Toys

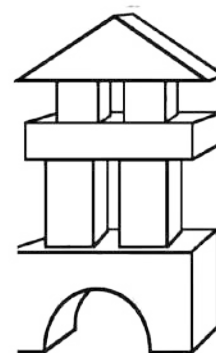


Match the toys with their pictures.

building blocks




doll house



stacking rings



jack in the box

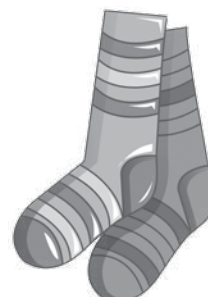




Clothes



Match the body parts with appropriate clothes. One has been done for you.





Hobbies



Identify the following kids by their hobbies and match their names with their pictures.

1. Mohit likes to play football.
2. Anisha likes to play flute.
3. Aryan likes to play guitar.
4. Rahul likes to do painting.



Aryan



Mohit



Anisha



Rahul



Safety at home



Circle things that are safe to touch at home.





Safety while playing



Circle the activities which are not safe to do at school.





Cut and paste



Sonu and Monu are learning about living and non-living things. Help them by cutting the pictures given at the bottom. Then match them to the correct column and paste them in that column. You can also color the pictures.

<input checked="" type="checkbox"/>	CUT	
check boxes when finished	MATCH	
	GLUE	
	COLOR	


Living Insect		Non-living Rocks	
Picture	Picture	Picture	Picture
Picture	Picture	Picture	Picture



Pick and color



Help Sonu and Monu color the objects as follows:
hot objects: red
cold objects: blue





Pick and color



Help Sonu and Monu pack the beach bag by coloring only the items we take to the beach.







Choose and color



Bheem is confused between the meaning of inside and outside. Help Bheem by coloring the ducks outside the pond.






Choose and color



Bheem is confused between the meaning of top and bottom. Help him by coloring the child at the bottom of the seesaw.











Cut and paste



Help Bheem cut the pictures and paste them in the increasing order of their size: big, bigger, and biggest.





Color and Circle



Help Chutki to circle the heavy and color the light object.

