5-6 YEARS | WEEK 02

Science - Science 1

1. Cut and Paste - Parts of the Flower
2. Cut and Paste - What does a tree need
3. Write - Plants needs
4. Match - Edible Parts of Plant
5. Colouring - Uses of Plants
6. Match - Spices
7. Circle - Protecting Plants
8. Habitats - Types of Habitats
9. Habitats - Land or Water
10. Habitats - Plants
11. Habitats - Desert
12. Identify and Colour - Flowers
13. Choose and Colour - Modes of Transport
14. Pick and Tick - Air Transport
15. Choose and Tick - Ground Transport
16. Pick and Tick - Water Transport
17. Cut and Paste - Transport
18. Pick and Tick - Vehicle Names
19. Match - Transport
20. Identify and Circle - Odd man out

Cut and Paste

Help Raju name the parts of the flower.
Now cut the labels and paste them in correct order in the given space on the left side.



stem

roots

leaves

flower

www.printlearncenter.com by hp

Cut and Paste

Cut and paste the pictures of things that a tree needs to grow in the boxes around the tree. Also write their names below the pasted pictures.

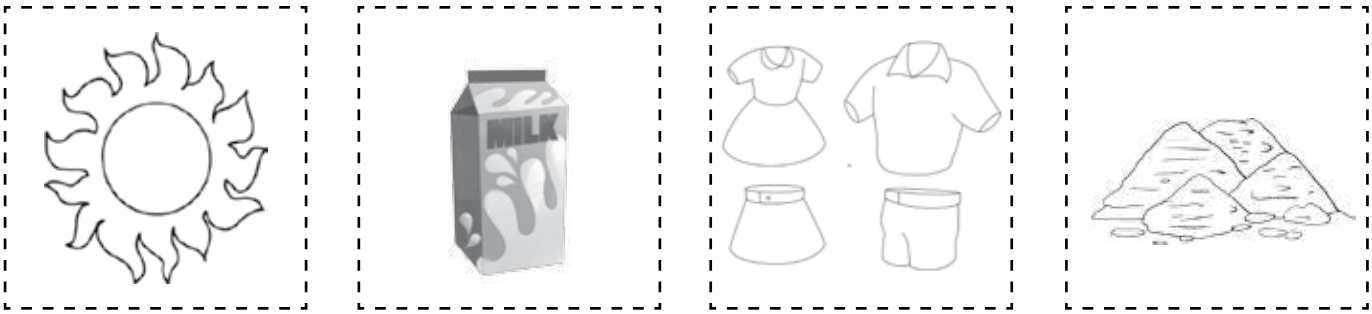

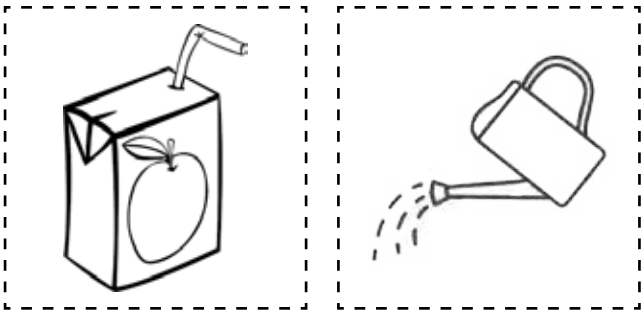

soil | water | sun

www.printlearncenter.com by hp

Plants: Plant's needs

Using the keywords write all the things plant need to grow.



keywords

sun air soil water

www.printlearncenter.com by hp

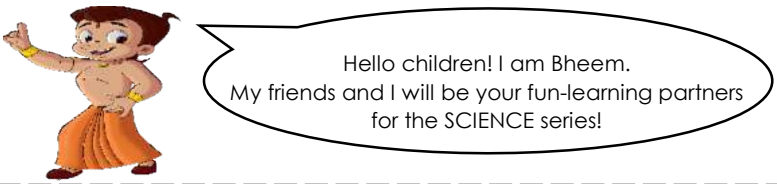

Plants: Edible Parts of plant

Match the image of each food item to its corresponding part.

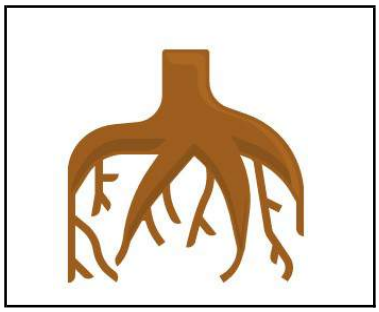

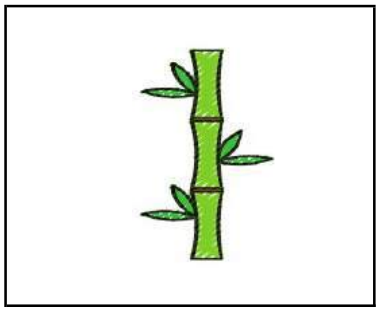





www.printlearncenter.com by hp

Hello children! I am Bheem.
My friends and I will be your fun-learning partners for the SCIENCE series!

Plants: Uses of plants

Colour the images of objects that we get from plants.

















www.printlearncenter.com by hp

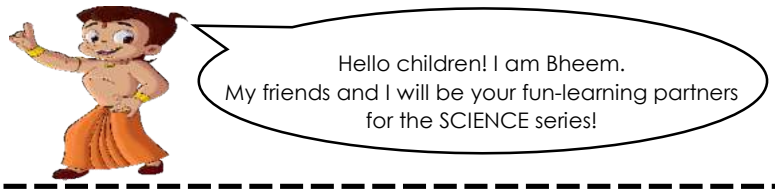

Plants: Spices

We get many spices from plants. Match the given images of spices with its similar image.





www.printlearncenter.com by hp

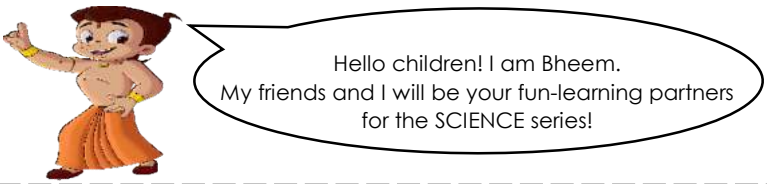

Plants: Protecting plants

Circle the images that protects plants.

www.printlearncenter.com by hp

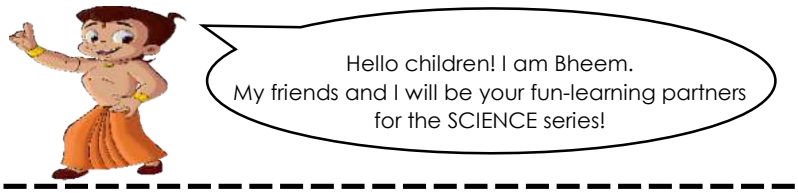

Habitats: Types of habitats

Pictures of animal's habitats are given below. With the help of an adult, cut the names along the dotted lines and paste them in the boxes below.

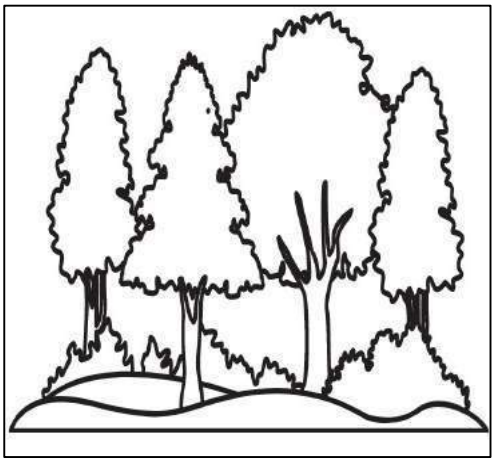







ocean | forest | arctic | desert

www.printlearncenter.com by hp

Hello children! I am Bheem.
My friends and I will be your fun-learning partners for the SCIENCE series!

Habitats: Land or water

Images of animals are given below. Circle the name of their correct habitat.



land | water



land | water



land | water



land | water

www.printlearncenter.com by hp

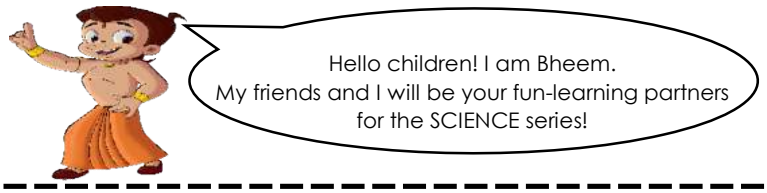

Habitats: Plants

Pictures of plants are given below. Tick the plant which can not grow in the desert.

www.printlearncenter.com by hp

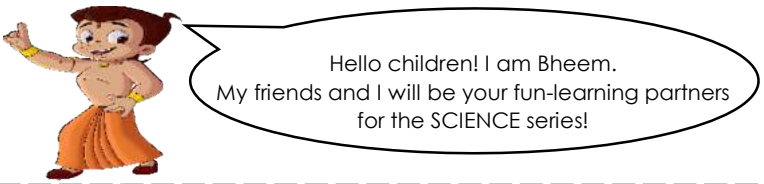

Habitats: Desert

With the help of an adult, cut the images of animals that live in the desert along the dotted lines and paste them in the given box.

www.printlearncenter.com by hp

Flowers

Identify the flowers, Colour them as say their names loudly as you colour them.



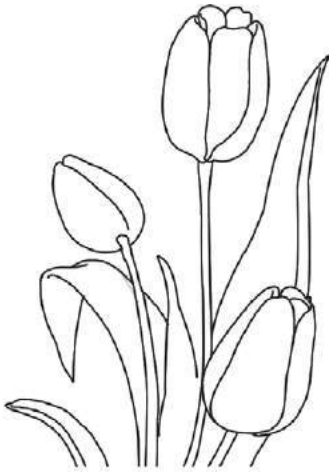



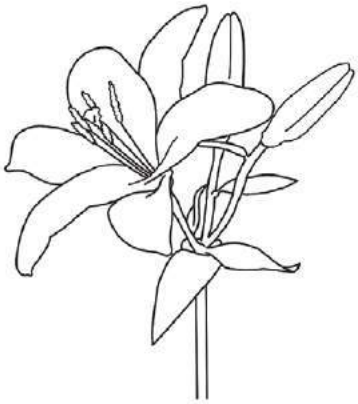

Choose and colour

Help Jaggu name the pictures.
Also, color the picture that shows the modes of transport.









www.printlearncenter.com by

Pick and tick

Help Indumati name the pictures given below.
Now put a tick mark (✓) below the pictures that show the mode of air transport.

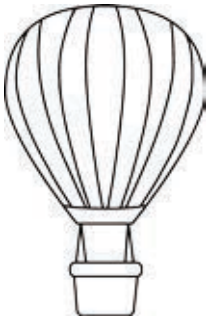

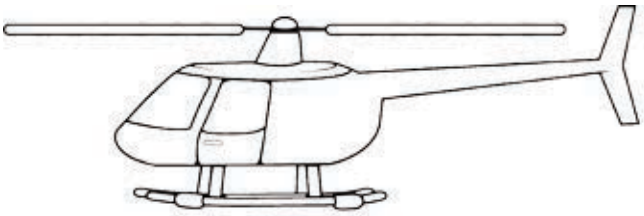

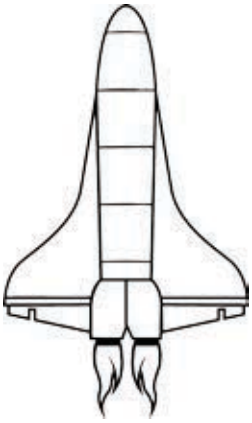









www.printlearncenter.com by hp

Choose and tick



Help Chutki name the pictures given below.
Now put a tick mark (✓) below the pictures of ground transport.





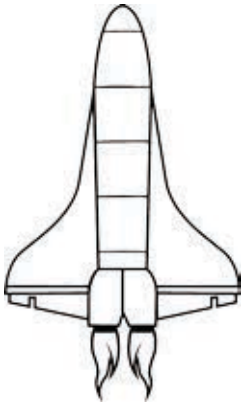









www.printlearncenter.com by hp

Pick and tick

Help Bheem name the pictures.
Now put a tick mark (✓) below the pictures that show the modes of water transport.
You can also color the pictures.







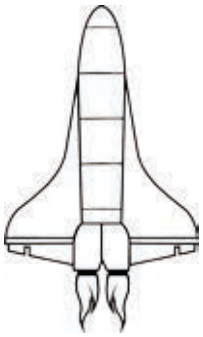







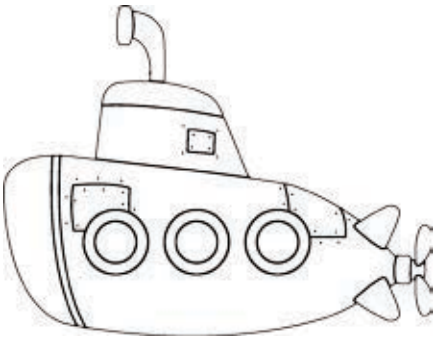

www.printlearncenter.com by hp

Cut and paste

Cut the pictures and paste them correctly in the empty boxes.

To the school

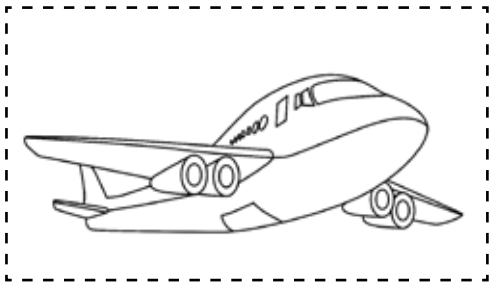

To the office



To other country



On a cruise



www.printlearncenter.com by hp

Pick and tick

Tick (✓) the correct name of each vehicle.



car/ambulance/jeep

helicopter/bus/fire engine

garbage truck/van/car



train/bus/ship

truck/train/airplane

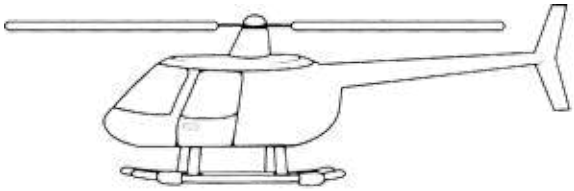

helicopter/car/truck

www.printlearncenter.com by hp

Match

Match the vehicles according to the given mode of transportation they represent.



www.printlearncenter.com by hp

Identify and circle

Circle the odd pictures from the pictures given in this page.

www.printlearncenter.com by hp