





Cut and paste



Cut the picture that begins with letter 't' and paste it in the box near the letter 't'. Cut the upper half of the sheet and paste it in your notebook to make your own alphabet book.



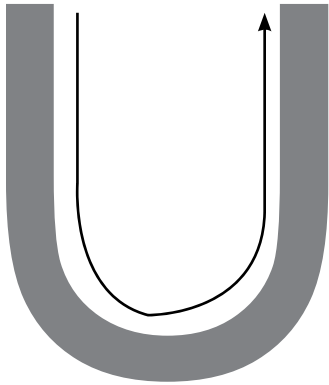




Cut and paste



Cut the picture that begins with letter 'u' and paste it in the box near the letter 'u'. Cut the upper half of the sheet and paste it in your notebook to make your own alphabet book.








Cut and paste



Cut the picture that begins with letter 'v' and paste it in the box near the letter 'v'. Cut the upper half of the sheet and paste it in your notebook to make your own alphabet book.

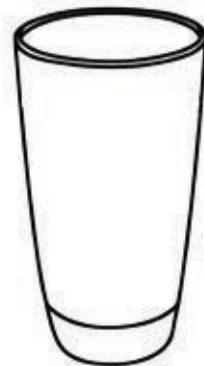







Cut and paste



Cut the picture that begins with letter 'w' and paste it in the box near the letter 'w'. Cut the upper half of the sheet and paste it in your notebook to make your own alphabet book.





Cut and paste



Cut the picture that begins with letter 'x' and paste it in the box near the letter 'x'. Cut the upper half of the sheet and paste it in your notebook to make your own alphabet book.

