

Calligraphy: Basic strokes



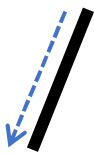
Visual art related to writing is known as Calligraphy. Today let us practice some of the basic strokes of calligraphy in the space given next to the strokes. Pigma MB brush pen to be used.

Upstrokes - To make the upstroke hold your brush pen at about a 90 degree angle to the paper. Applying light pressure, draw your brush pen upwards on the paper.



Handwriting practice lines for upstrokes, consisting of eight sets of horizontal lines. Each set includes a solid top line, a dotted midline, and a solid bottom line.

Down strokes - To make the downstroke hold your pen at about a 45 degree angle to the paper. Applying heavy pressure, draw your brush pen downwards on the paper.



Handwriting practice lines for downstrokes, consisting of eight sets of horizontal lines. Each set includes a solid top line, a dotted midline, and a solid bottom line.

Alternating strokes



Handwriting practice lines for alternating strokes, consisting of eight sets of horizontal lines. Each set includes a solid top line, a dotted midline, and a solid bottom line.

Calligraphy: Learn a style



Today let us learn how to write small alphabets and the numbers in calligraphy style. Rewrite the alphabets and numbers as shown in the image in between the reference line given using pigma mb pen.

a b c d e f g h i j
k l m n o p q
r s t u v w x y z

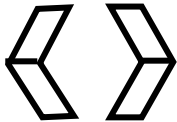
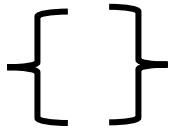
0 1 2 3 4
5 6 7 8 9

Calligraphy: Borders, Swashes and Flourishes













Let us learn how to write/draw borders, swashes and flourishes in calligraphy. Practice the given styles using free hand in the boxes given. No tools other than your pencil/pen to be used.



Borders



Flourish



Swashes



Calligraphy: Calligram words



Calligram words are words that convey their meaning pictorially. Trace the words given on the left hand side and write the same in the blank space given next to it.

1 SELFIE

2 CLOCK

3 Tunnel

4 Smile

5 Idea

6 grill

7 WEIGH

Calligraphy: Practice



Trace over the quote given below and hang it on your room wall

